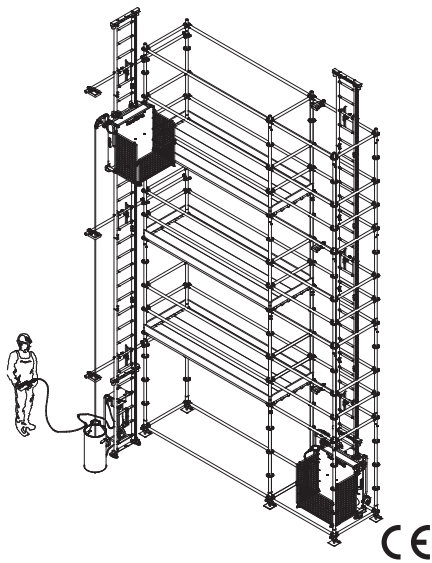



DATA SHEET MC 250



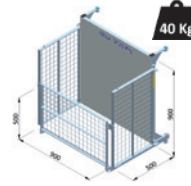
Carrier designed for transport bulky loads




Mast with rack finished in hot galvanized steel



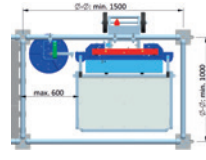
Carrier built in galvanized steel and aluminium



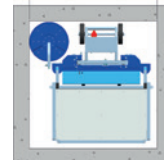
Overspeed parachute with auto-recovery system



Installation dimensions inside scaffold



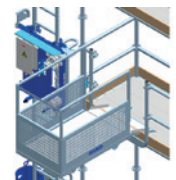
Installation dimensions in hollow



Base set for transport



Accessible cage with 90° turning in both sides



TECHNICAL FEATURES

Maximum capacity (*)	250 kg(*)
Vertical speed	20 m/min
Standard carrier dimensions (LxWxH) (**)	1.011 x 760 x 1.052 mm
Easy access carrier dimension (LxWxH)	1.013 x 1.375 x 1.191 mm
System scaffold cage dimensions (LxWxH)	946 x 755 x 1.905 mm
Motor power	1,5 kW (50 Hz) 1,8 kW (60 Hz)
Standard maximum height (***)	30 m (***)
Anchorage each (max.)	3 m
Anchorage each (max.)	2 m
Noise emission value	<70 dB
Regulations reference	2006/42/CE

ELECTRICAL DATA

	50 Hz	60 Hz
Motor power	1,5 kW	1,8 kW
Input power connection	1: 230 V – 50Hz	1~: 220 V – 60Hz
Nominal current	10 A	10 A
Supply power	5 kVA	
Starting capacitor	160 µF	
Running capacitor	70 µF	
Overload protection	2 x 16 A	
Differential protection	16 A	
Calibration	300 mA	
Sensitivity	48 V	
Control voltage	48 V	

SAFETY DEVICES INCLUDED AND OPTIONS

	INCLUDED	OPTION
GENERAL		
Gearmotor with electromechanical brake	✓	
Overspeed parachute with auto-recovery system	✓	
Emergency lowering lever	✓	
LED for fault detection	✓	
Buffers at the ground base	✓	
Superior endtrack buffers	✓	
Upper/lower endtrack limit switch	✓	
Safety endtrack limit switch	✓	
Mast presence detector	✓	
Motor with thermal protector	✓	
Emergency stop	✓	
Kit for installation of 3 –intermediate stops in mast		✓
ACCESSIBLE CAGE		
Cage door with electrical interlock	✓	
Cage floor of non-slipping material	✓	
90° turning system with electrical interlock	✓	
Landing doors with electrical / mechanical interlock		✓
Base frame enclosure		✓

MAST SECTION	Ladder mast Length: 2,1 m Weight: 25 kg	Different mast from EG 250 model
	(Empty space for additional mast options)	

(*) Depending on type of carrier selected.

(**) Other dimensions, ask to manufacturer.

(***) For higher installation, ask to manufacturer.